
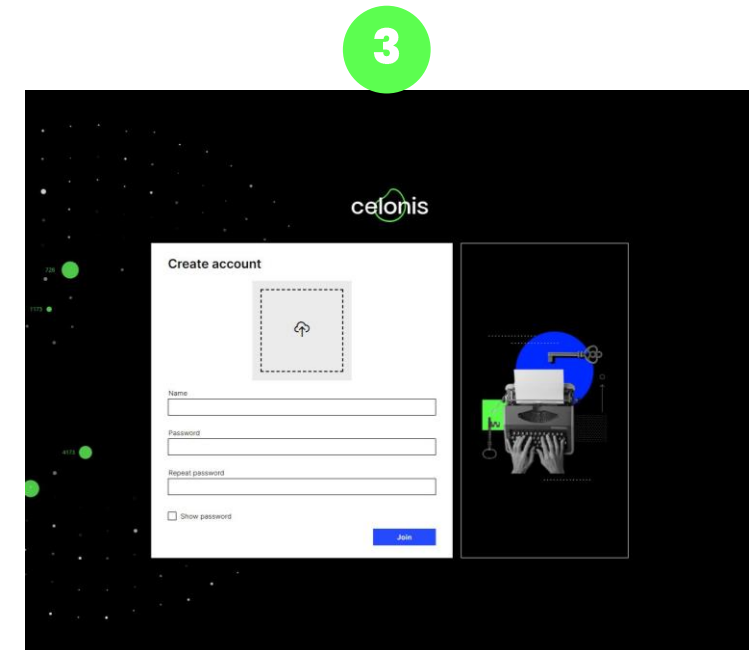
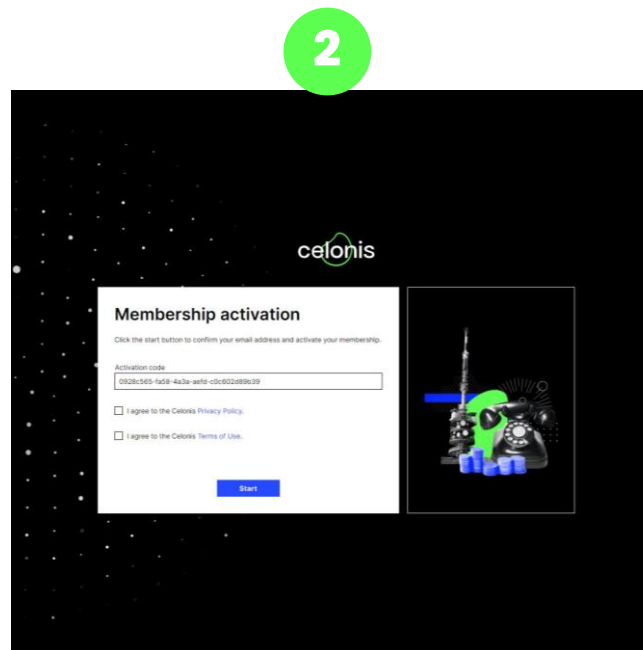
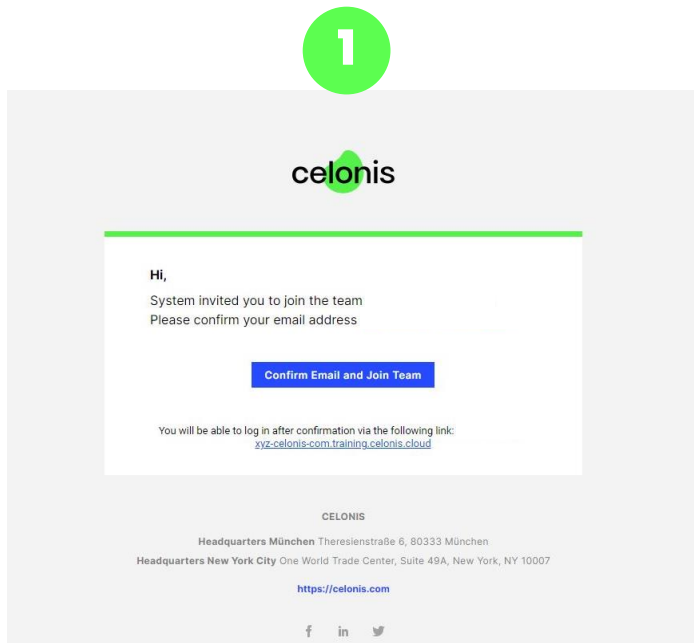


Access Training Environment




How To: Access Your Training Team

- If this is your first EMS training course you received an email from no-reply@celonis.cloud.
1. Click on **“Confirm Email and Join Team”** in the email.
 2. Click **“Start”** to confirm your email address and activate your membership.
 3. Please choose a **“Name”** and **“Password”**.



How To: Access Your Training Team

- After setting a password and initializing your personal training team, you can always access your personal training team by directly navigating to your personal training team URL. You simply need to adjust the URL below as described in the examples:



[https://\[YourTrainingTeam\].training.celonis.cloud](https://[YourTrainingTeam].training.celonis.cloud)

General logic: Replace all special characters of your email address with a minus (-)

Your email address you used to sign up for the training

jane.doe@celonis.com

jane@celonis.com

jane52@gmail.uk

jane.doe@celonis.training.de



YourTrainingTeam in the Intelligent Business Cloud

<https://jane-doe-celonis-com.training.celonis.cloud>

<https://jane-celonis-com.training.celonis.cloud>

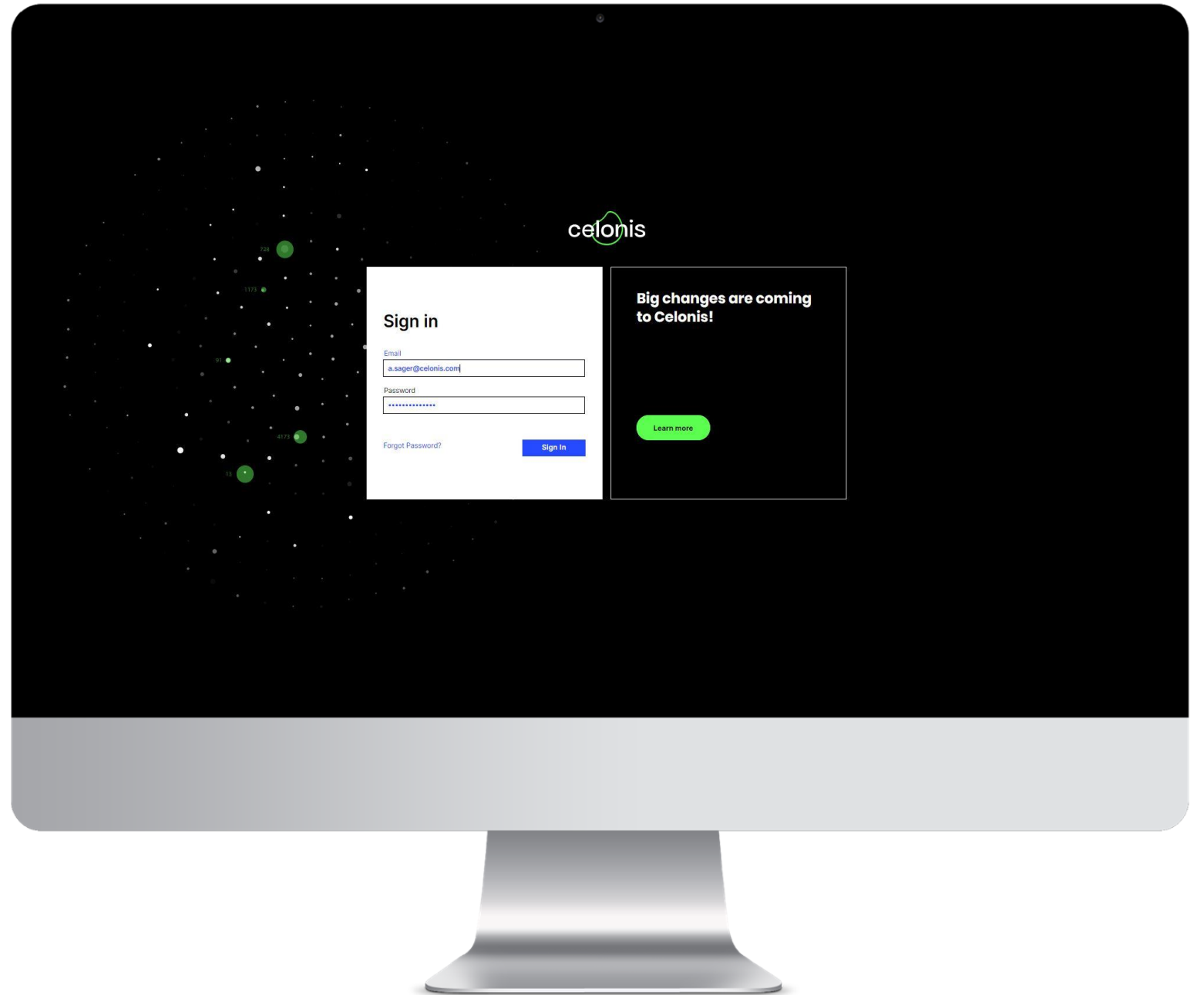
<https://jane52-gmail-uk.training.celonis.cloud>


<https://jane-doe-celonis-training-de.training.celonis.cloud>

Examples

Login

- Your login stays the same.
- Please don't forget your password.





celonis
Academy

Any Questions?
**We look forward to
hearing from you!**

academy@celonis.com